

# Everest & Jennings®

## WHEELCHAIRS

Setting standards in quality

Designed with precision

Built to last







# Everest & Jennings®

## Value:

Graham-Field is known for a broad product offering at affordable pricing; without sacrifice to quality. Like you, we understand that the cost of a product is more than a price tag. The cost also includes the time and effort required to sell and service your customers. At Graham-Field we are proud to offer the value found in the Everest & Jennings line of wheelchairs.

## Quality:

E&J has maintained a commitment to provide our customers quality manual folding wheelchairs since 1932. In a time when many manufacturers are producing products at the lowest possible cost, often cutting corners on quality, E&J is standing by its dedication to quality through product design, specification control, testing and inspection. It is easy to see why the E&J Traveler® name is synonymous with quality.

## Service:

Our products are often only a day away with centralized distribution located in the metro areas of Atlanta, Georgia; St. Louis, Missouri; and Los Angeles, California. E&J also carries a full line of parts and upholstery to meet your service needs. In addition, our customer service department and technical service teams are always ready to help with your product needs.





# Manual Folding Wheelchairs

## Advantage

The Advantage Wheelchair provides comfort and durability at an affordable price. Designed as a low maintenance wheelchair, it offers an attractive silver vein durable hammer tone steel finish and comes standard with padded nylon upholstery.

### Standard Features

- Black, padded nylon upholstery with chart pocket on back
- Carbon Steel frame provides strength and durability
- Industry compatible "Tool-free" front rigging with heel loops standard on swing away footrests
- Hammer tone paint provides a long lasting and durable finish
- Comfortable padded armrests
- Maximum Weight Capacity – 250 lb – EVENLY DISTRIBUTED
- Meets Medicare code K0001
- Latex Free
- 1 year limited warranty



## Traveler® SE

The Traveler SE incorporates the legendary Everest & Jennings® wheelchair frame with saddle-joint tubular construction and the latest industry standard front rigging. This wheelchair comes in a hammer tone finish and provides the most effective combination K0001/K0002 wheelchair available.

### Standard Features

- Black vinyl upholstery with chart pocket on back
- Hammer tone paint provides a long lasting and durable finish
- Industry compatible "Tool-free" front rigging with heel loops standard on swing away footrests
- Two position axle and caster fork provides 2" seat height adjustment
- Maximum Weight Capacity 250 lb - EVENLY DISTRIBUTED
- Meets Medicare code K0001 and K0002
- Latex Free
- 1 year limited warranty



## Traveler® LX

The Traveler LX incorporates the legendary Everest & Jennings® wheelchair frame with saddle-joint tubular construction and industry standard front rigging. The premium vinyl upholstery is reinforced with an extra heavy duty inner liner. This wheelchair comes in a chrome finish and provides the highest quality combination K0001/K0002 wheelchair available.

### Standard Features

- Blue premium vinyl upholstery with chart pocket on back
- Chrome finish provides a long lasting and easy to clean finish
- Industry compatible "Tool-free" front rigging with heel loops standard on swing away footrests
- Gray non-marking tires
- Two position axle and caster fork provide 2" seat height and adjustment
- Maximum Weight Capacity 300 lb - EVENLY DISTRIBUTED
- Meets Medicare code K0001 and K0002
- 2 year limited warranty





# Bariatric Folding Wheelchairs

## Traveler® HD

The Traveler HD provides the ideal solution to the need for a heavy duty frame designed to support up to 500 lb users.

The Traveler HD comes with double crossbraces, heavy-duty 5/8" diameter axles, and a long lasting, embossed back and seat upholstery with a double inner liner for durability.

Available in 20", 22" and 24" seat widths, with 18" seat depth (1" longer than standard). Meets Medicare K0007 specifications.

### Standard Features

- Embossed black leatherette upholstery with double inner lining for durability
- Hammer tone paint provides a long lasting and durable finish
- Reinforced frame at all critical load-bearing points
- Chart pocket standard on upholstery
- Industry compatible "Tool-free" front rigging with heel loops standard on swing away footrests
- Maximum weight capacity 500 lb - EVENLY DISTRIBUTED
- Meets Medicare code K0007
- 5 year limited warranty



## Paramount XD

The Paramount XD is ideal for the bariatric wheelchair user. It features 26" and 30" seat widths as well as a weight capacity of 650 lb. The Paramount XD is constructed of 1" tubing to meet high weight capacity demands.

### Standard Features

- 19 1/2" seat depth
- Swingaway footrest and Elevating legrest options
- Maximum weight capacity of 650 lbs.
- Industry compatible "Tool-free" front rigging with heel loops standard on swing away footrests
- Reinforced welds and gussets on frame
- 8" x 2" Solid casters
- 24" Solid rear wheels
- Meets Medicare code K0007
- 5 year limited warranty



## Traveler® HTC

The Traveler HTC (Hospital Transport Chair) provides the ideal solution to the hospital/clinical transport need by incorporating special attendant and inventory control features with a heavy duty frame reinforced at all critical load-bearing points.

The Traveler HTC comes with an attendant push handle and rear mounted brakes that offer easier transport for the caregiver. In addition, the full width push handle acts as an anti-fold bar.

### Standard Features

- Fixed attendant push handle also functions as an anti-fold bar
- Includes a fixed anti-theft post ideal in hospital/clinical settings
- Available in 20", 22" and 24" seat widths, 18" seat depth (1" longer than standard)
- Rear mounted attendant wheel locks
- Fixed desk arms and lock nuts on the front rigging ensure inventory controls
- Anti-tippers standard
- Industry compatible "Tool-free" front rigging with heel loops standard on swing away footrests
- Black vinyl upholstery with chart pocket on back
- Maximum weight capacity 500 lb - EVENLY DISTRIBUTED
- Meets Medicare code K0007
- 5 year limited warranty





# Specialty Folding Wheelchairs

---

## Advantage Recliner

The Advantage Recliner comes with a higher back and removable full support headrest. The headrest includes an additional neck support that adjusts easily to fit every need. Anti-tippers and an anti-fold bar come standard. The durable hammer tone frame is designed to support up to 300 lb users.

Available in 16", 18" and 20" seat widths, with 17" seat depth.

### Standard Features

- Manual full reclining back
- Removable full support headrest
- Detachable desk or full arms
- Hammer tone finish provides durability and style
- Low maintenance black vinyl upholstery
- Anti-tippers standard
- Anti-fold bar standard
- "Tool-free" adjustable elevating front rigging
- Chart pocket standard on back
- Maximum weight capacity 300 lb - EVENLY DISTRIBUTED
- Meets Medicare code K0001/ E1226 (Recliner Back) / E0966 (Head Rest Extension)
- 5 year limited warranty



## Rehab Shower Commode

The versatile E&J Folding Rehab Shower Commode chair has earned the reputation of being the premier self-propelled chair for personal hygiene care. This chair features an overall narrow width and a corrosion-resistant stainless steel frame. The chair can be positioned over a standard toilet or used as a portable, self-contained commode.

Available in 14 1/2" and 17" High back and Low back, caster pin locks and 5" rear locking caster.

### Standard Features

- Completely removable full length arms
- Swingaway, detachable footrests
- Non-corrosive composite footplates
- Recessed seat and frame side contours
- Removable, hygienic plastic pail and lid standard
- Oval opening seat standard/ C-shaped seat optional
- Cushioned vinyl seats are sealed against moisture penetration
- Maximum weight capacity 250 lb – EVENLY DISTRIBUTED
- Meets Medicare code E0240
- 2 year limited warranty





# Lightweight Folding Wheelchairs

## Traveler® L3

The Traveler L3 lightweight frame weighs less than 36 lb making it the ideal K0003 Medicare coded wheelchair built for short and long term use. Designed with dual axles and multi-position caster forks, this wheelchair provides an adjustable seat height of 18 or 20 inches. The wheelchair comes standard with non-marking polyurethane tires and industry compatible front rigging.

### Standard Features

- Black nylon upholstery with chart pocket on back
- Non-marking polyurethane rear tires
- Industry compatible "Tool-free" front rigging with heel loops standard on swing away footrests
- Two position axle and caster fork provides 2" seat height adjustment
- Maximum Weight Capacity 250 lb - EVENLY DISTRIBUTED
- Meets Medicare code K0003
- Latex Free
- 5 year limited warranty



## Traveler® L4

The Traveler L4 is a high-strength lightweight K0004 Medicare coded wheelchair. The Traveler L4 has dual axles and multi-position caster forks for an adjustable seat height of 18 or 20 inches. The wheelchair comes standard with non-marking polyurethane tires, anti-tippers and a chart pocket.

### Standard Features

- Black nylon upholstery with chart pocket on back
- Hammer tone paint provides a long lasting and durable finish
- Industry compatible "Tool-free" front rigging with heel loops standard on swing away footrests
- Two position axle and caster fork provides 2" seat height adjustment
- Maximum Weight Capacity 250 lb - EVENLY DISTRIBUTED
- Meets Medicare code K0004
- Latex Free
- 5 year limited warranty



## E&J Navigator

The E&J Navigator easily converts from a classic transport chair to a lightweight self propelled wheelchair, using the included 24" quick-release axle rear wheels. The rear wheels are easily attached or removed with the push of a button. No additional tools are required.

Other features include convenient flip back desk arms and swing away footrests for safe patient transfer. The back of the Navigator folds down making transport and storage easy. The compact size, flexible configurations, lightweight and high strength frame make this the perfect companion chair.

### Standard Features

- Transport chair and lightweight wheelchair all in one
- Available in 3 stylish colors – Black, Blue and Red
- 18" seat width
- Aluminum frame
- Black padded nylon upholstery
- Convenient flip-back desk arms
- Fold down back makes transport and storage easy
- Non marking polyurethane tires
- Weighs 33.5 lb with 24" rear wheels installed, 23 lb without 24" rear wheels (w/o front rigging)
- Maximum Weight Capacity 250 lb - EVENLY DISTRIBUTED
- Meets Medicare code K0003
- Rear mount Anti-tippers
- 2 year limited warranty





# Transport Chairs

## Aluminum Transport

The Everest & Jennings Transport Chair is designed as an affordable patient transfer device and known for its durability. Its compact size and lighter weight allow a companion to lift and store the chair with ease.

Rear mounted attendant locks make it easy for a companion to engage. Available in 6 stylish color options of Aqua, Black, Red, Blue, Silver and Pink.

### Standard Features

- Fold down back makes transport and storage easy
- Black, padded, Nylon upholstery is flame retardant
- 17" and 19" seat widths
- Footrests are industry compatible and offer easy tool free adjustment
- Full length padded arms provide user comfort
- Weighs 20 lb (w/o front rigging)
- Maximum Weight Capacity 250 lb - EVENLY DISTRIBUTED
- Meets Medicare code E10385
- 1 year limited warranty



## Steel Transport

The Everest & Jennings Transport Chair is designed as an affordable patient transfer device and known for its durability. Its compact size and lighter weight allow a companion to lift and store the chair with ease.

Rear mounted attendant locks make it easy for a companion to engage.

### Standard Features

- Frame is finished in a durable hammertone coating
- Fold down back makes transport and storage easy
- Black, padded, Nylon upholstery is flame retardant
- 17" and 19" seat widths
- Footrests are industry compatible and offer easy tool free adjustment
- Full length padded arms provide user comfort
- Weighs 24 lb (w/o front rigging)
- Maximum Weight Capacity 250 lb - EVENLY DISTRIBUTED
- Meets Medicare code E10385
- 1 year limited warranty



## Bariatric Transport

The Everest & Jennings Bariatric Transport Chair is designed as an affordable bariatric patient transfer device and known for its extra width. The generous 24" width and 400 lb weight capacity make it the right solution when fitting patients that require extra capacity in addition to a compact transport need.

Handle mounted attendant locks make it easy for a companion to engage.

### Standard Features


- Lightweight aluminum frame with silver finish
- Fold down back makes transport and storage easy
- Black, padded, Nylon upholstery is flame retardant
- 24" seat width
- Carry straps on seat allow for ease of lifting and folding
- Padded desk arms provide user comfort
- Weighs 31 lb (w/o front rigging)
- Maximum Weight Capacity 400 lb - EVENLY DISTRIBUTED
- Meets Medicare code E1039
- 3 year limited warranty






# Accessories


Anti-tippers	
	
<b>90763565</b>	Anti-tipper, Advantage
<b>90763065</b>	Anti-tipper, Traveler SE & HD
<b>90763065</b>	Anti-tipper, Traveler L3

IV/O2 Holders	
	
<b>B10320F</b>	O2/IV Holder Combination
<b>GF1844W</b>	IV Holder
<b>GFM905-1</b>	Cylinder Carrier

Positioning Belts	
	
<b>92133040</b>	Positioning Belt, Metal Buckle
<b>300-505</b>	Positioning Belt, Auto Style
<b>EJ76-BELT</b>	Positioning Belt, Plastic Buckle

High Pivot Legrest	
	
<b>90763030</b>	Footrest with Composite Footplate
<b>90763430</b>	Footrest with Aluminum Footplate

High Pivot Legrest	
	
<b>90763435</b>	High Pivot Elevating Legrest with Aluminum Footplate, Hammertone Finish
<b>90763135</b>	High Pivot Elevating Legrest with Aluminum Footplate, Chrome Finish

Legrest	
	
<b>90763031</b>	Elevating Legrest with Composite Footplate
<b>90763431</b>	Elevating Legrest with Aluminum Footplate

Padded Seat	
	
<b>90835070</b>	Oval Cutout
<b>90835175</b>	Open Front (C-shaped)

Item No.	Description
<b>Advantage (K0001)</b>	
3H010220 / 3H010230	Advantage 16X16 Desk Arms, Footrest / Legrest
3H010120 / 3H010130	Advantage 18X16 Desk Arms, Footrest / Legrest
3H010320 / 3H010330	Advantage 20X16 Desk Arms, Footrest / Legrest
<b>Traveler SE (K0001/K0002)</b>	
3E010220 / 3E010230	Traveler SE 16X16 Desk Arms, Footrest / Legrest
3E010120 / 3E010130	Traveler SE 18X16 Desk Arms, Footrest / Legrest
3E010320 / 3E010330	Traveler SE 20X16 Desk Arms, Footrest / Legrest
<b>Traveler LX (K0001/K0002)</b>	
3E020220 / 3E020230	Traveler LX 16X16 Desk Arms, Footrest / Legrest
3E020120 / 3E020130	Traveler LX 18X16 Desk Arms, Footrest / Legrest
3E020320 / 3E020330	Traveler LX 20X16 Desk Arms, Footrest / Legrest
<b>Traveler L3 (K0003)</b>	
3F010220 / 3F010230	Traveler L3 16X16 Desk Arms, Footrest / Legrest
3F010120 / 3F010130	Traveler L3 18X16 Desk Arms, Footrest / Legrest
3F010320 / 3F010330	Traveler L3 20X16 Desk Arms, Footrest / Legrest
<b>Traveler L4 (K0004)</b>	
3F020220 / 3F020230	Traveler L4 16X16 Desk Arms, Footrest / Legrest
3F020120 / 3F020130	Traveler L4 18X16 Desk Arms, Footrest / Legrest
3F020320 / 3F020330	Traveler L4 20X16 Desk Arms, Footrest / Legrest
<b>Navigator Wheelchair &amp; Transport Chair</b>	
<b>EJNAV-18BK / BL/ RD</b>	E&J NAVIGATOR 18W BLACK / Blue / Red
<b>Traveler HD Heavy Duty (K0007)</b>	
3G010320 / 3G010330	Traveler HD 20X18 Desk Arms, Footrest / Legrest
3G010420 / 3G010430	Traveler HD 22X18 Desk Arms, Footrest / Legrest
3G010520 / 3G010530	Traveler HD 24X18 Desk Arms, Footrest / Legrest
<b>Traveler Hospital Transport Chair (HTC)</b>	
3J010330	Traveler HTC 20X18 Desk Arms, Elevating Legrest
3J010430	Traveler HTC 22X18 Desk Arms, Elevating Legrest
3J010530	Traveler HTC 24X18 Desk Arms, Elevating Legrest
<b>Paramount XD Heavy Duty (K0007)</b>	
5PX10620 / 5PX10630	Paramount XD 26W Desk Arms, Footrest / Legrest
5PX10820 / 5PX10830	Paramount XD 30W Desk Arms, Footrest / Legrest
<b>Aluminum Transport Chairs</b>	
<b>EJ789-1 / EJ780-1</b>	Transport Chair Green 17" / 19"
<b>EJ781-1 / EJ782-1</b>	Transport Chair Red 17" / 19"
<b>EJ783-1 / EJ784-1</b>	Transport Chair Silver 17" / 19"
<b>EJ785-1 / EJ786-1</b>	Transport Chair Black 17" / 19"
<b>EJ787-1 / EJ788-1</b>	Transport Chair Blue 17" / 19"
<b>EJ790-1 / EJ791-1</b>	Transport Chair Pink 17" / 19"
<b>EJ793-1</b>	Transport Chair Aqua 19"
<b>Steel Transport Chair</b>	
<b>EJ796-1</b>	Transport Chair Silver Vein Steel 19"
<b>Bariatric Transport</b>	
<b>EJ777-2</b>	Transport Bariatric Chair 24W
<b>Advantage Reclining Wheelchair</b>	
3K010230 / 3K010250	Advantage Recliner 16X17 Legrest, Desk Arms / Full Arms
3K010130 / 3K010150	Advantage Recliner 18X17 Legrest, Desk Arms / Full Arms
3K010330 / 3K010350	Advantage Recliner 20X17 Legrest, Desk Arms / Full Arms
<b>Rehab Shower Commode</b>	
12022010 / 12022011	14 1/2" LoBack / 14 1/2" LoBack, Caster Pin Locks
12022013	14 1/2" LoBack with 5" Rear Locking Caster
12022110 / 12022111	17 1/2" HiBack / 17 1/2" HiBack, Caster Pin Locks
<b>*For a complete list of sizes and options available, please visit <a href="http://www.grahamfield.com">www.grahamfield.com</a></b>	

