

Optional Half Length Assist Device and Assist Bars provide a sturdy and secure hand hold to assist residents in and out of bed. Assist devices are removable without tools and meet FDA Entrapment Guidelines.

Warm-to-the-touch half-length assist device and pivot assist bars:

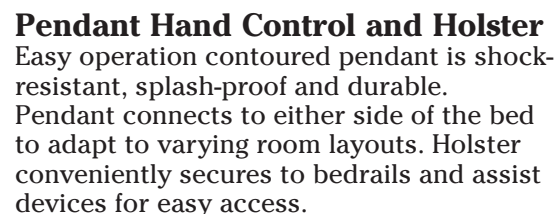
- Move out of the way for lateral transfers.
- Pivot away from egress area.
- Provide toe clearance even in lowest position to prevent staff injury.
- Hand pendant mounts facing inward or outward and away from hand grab area.



Warm-to-the-touch Half Length Assist Device
Z84200



Fixed Assist Bar ZA85000 (tool-less)
ZA87800 (bolt-on)



Easy operation contoured pendant is shock-resistant, splash-proof and durable. Pendant connects to either side of the bed to adapt to varying room layouts. Holster conveniently secures to bedrails and assist devices for easy access.

Transform your bed to 84" with this optional 4-inch sleep deck extension.
ZA85350 Standard 35" width
ZA85300 for 39" or 42" widths

Provides the ability to perform bed functions in the event of power outage.
ZA84400 Battery Backup and Charger



May be attached with bolts or quick release pins.

ZA79000 (for use with ZA78100 Trapeze Bar)

Optional trapeze adapter allows for easy attachment of trapeze system to headboard within easy reach for residents for repositioning themselves.



ZG58174

U.S. Patents
- Multiple Patents Pending

Maximum back angle..... 70°
Maximum knee angle..... 30°

Proudly Made in the U.S.A.



- 15 years on frame
- **5 years on motors and control box**
- 3 years on other electronics

* including resident, support surface, head/foot boards, and accessories.

Built to conform to UL 60601-1, IEC601-2-38, and CAN/CSA C22.2 No. 601.1 the Zenith Series offers the following, ensuring the utmost resident and staff safety:

- No pinch points within 200mm of bed perimeter
- Bed can be used as a transport device because it passes threshold clearance at ALL heights by 20mm
- Splash-proof electronics
- Load capacity and tip-stability tested and approved



Information contained herein is subject to change.

© 2016, GF Health Products, Inc. All Rights Reserved.
Basic American Medical Products is a trademark of GF Health Products, Inc.
GF Health Products, Inc. is an ISO 13485 Certified Company

GF1100112 RevC16

Zenith 5000



The **Zenith5000** provides a bed that securely locks in position at any height other than its lowest position. For safety, the bed will only roll in its lowest position. Therefore, when the bed is being used to transport a resident, the chances of injury from a fall are greatly reduced. The durability and quality of the new Zenith Series beds will bring you many years of quiet, smooth, efficient operation.

The solution, innovation, and features you want from the name you trust: Zenith from Basic American.

Designed for comfort and efficient operation

Height travel range: 7.95" to 30"
Straight vertical rise protects walls and maintains footprint.

Strong, no-sag grid deck sleep surface with sturdy cross braces.
Safe work load: 500 pounds*




Synchronized high-low motors keep the bed level for proper therapeutic positioning. When the head position is lower than the heart, lung volume may be compromised, causing airway problems, making it more difficult to breathe. Uneven sleep surfaces may cause a risk of brain swelling and reduced systolic and diastolic pressures.

Quick disconnect to control box simplifies maintenance.



Grounded hospital-grade plug is a standard feature.



For resident safety, **rolls in lowest position only**, with 360° mobility. This helps prevent injuries from potential falls while moving residents.

For added safety, **bed locks in place when raised to any height** other than its lowest position.



Bed easily adjusts for use at 76" or 80" length.
• **Adjustable wall saver** positions (76", 80", and for use with a trapeze) provide the smallest footprint at each length, while protecting the wall (included with bed).
• **Adjustable mattress retainer** securely supports mattress position for 76" or 80" length (included with bed).



Maximum underbed clearance for use with overbed tables and lifts.



BASIC AMERICAN
MEDICAL PRODUCTS®

SilverSolutions within the powder-coating provides antimicrobial surface protection.

SilverSolutions inhibits the growth of organisms that can detract from the appearance and coating functionality:

- Inhibits the growth of bacterial odors
- Resists stains caused by mildew
- Resists stains caused by mold

SilverSolutions preserves the cured coating during the service life of the bed.

*GF Health Products, Inc. makes no independent representations or empirical statements about SilverSolutions.
This information is reprinted from: TCI Powder Coatings, EPA Guidance for EPA Registration 40 CFR 152.25*