

LUMEX[®]

EXTENDED CARE SEATING

Comfort
Versatility
Durability





Since 1946, LUMEX® has manufactured quality healthcare products for use in hospitals, clinics, extended care facilities and the home. Lumex has been the innovator in healthcare seating solutions for use in a wide variety of Extended Care applications:

- Resident Room Seating
- Common Area Seating
- Rehabilitation
- Bariatric Care

LUMEX Healthcare Seating can help liberate almost anyone from the confines of a bed and help make them more comfortable for longer periods of time. For extended care residents our recliners can be modified with options to meet their unique special needs.

All Lumex Healthcare Seating is protected by our Limited Wraparound Warranty*:

- Welded Frame: Lifetime¹ Warranty Mechanical Components
- Three (3) Years Upholstered Components
- One (1) Year Casters
- One (1) Year Heat and Massage Option
- Two (2) Years Non-Welded Frames: Three (3) Years

***Subject to Warranty Statement Limitations**
¹(Defined as Ten (10) Years)

For the most update information on all GF Health Products, Inc., go to www.grahamfield.com.



The Original Lumex "Wheeled Chair Table" circa 1986



A "Beauty Shot" from a 1986 Brochure



Cutaway Drawing of a Lumex Six Position Recliner circa 1982



The Original Lumex 573 Three Position and Lumex 576 Six Position Recliners



The Original Lumex Six Position Recliner circa 1984

The standard of the healthcare industry and the first recliner specifically designed to improve the comfort and mobility of residents in extended care facilities.

Offers numerous therapeutic benefits including position change that can aid in circulation and ease discomfort from respiratory, heart and other ailments. Position stabilization bar allows the caregiver only to secure the recliner in any one of the three positions.

For safer, easier transport, the Lumex Three Position Recliner features five-inch rear swivel casters with wheel locks and five-inch fixed front wheels. The molded activity table can be fixed in position or left unsecured for easy exit from the recliner. Stores at side of recliner when not in use. Durable welded steel frame.

Recline Positions:

- First or Upright Position: Ideal for patient transport and to initiate patient treatment / therapy.
- Second or First Recline Position: Ideal for patient treatment, rest, TV and reading.
- Third or Full Recline Position: Ideal for patient treatment, rest and reading.
- Available in standard upholstery or CA TB-133 rated upholstery.

Weight Capacity: 250 lb Evenly Distributed

Caster Upgrade:

- Rear caster upgrade – Tente casters feature total swivel lock. Easily installed. 5740TCSTR (2 required)

Available Colors:

Standard Upholstery

- Vintage Gold: 574G401
- Warm Taupe: 574G409
- Blue Ridge: 574G427
- Imperial Blue: 574G432
- Royal Blue: 574G454
- Doe Skin: 574G851
- Jade: 574G857
- Rosewood: 574G863

Available Colors:

CA TB-133 Upholstery

- Vintage Gold: FR574G401
- Warm Taupe: FR574G409
- Blue Ridge: FR574G427
- Imperial Blue: FR574G432
- Royal Blue: FR574G454
- Doe Skin: FR574G851
- Jade: FR574G857
- Rosewood: FR574G863



Ideal for bariatric care or resident requiring an extra-wide 24" wide seat, this recliner features a weight capacity of 400 lb evenly distributed. Features infinite positioning within a range and a unique position lock that can stabilize the position of the recliner for patient comfort, and safety. The patented 'link and pin' mechanism design allows for smooth position change.

Recline Positions: The Deluxe Preferred Care Recliner can attain almost infinite positioning within a range for patient comfort.

Unique Features of the Series FR565WG:

- **Wall Saver Armrest Caps:** Increases the durability of the armrests and protects walls from marring.
- **Quick-Release Upholstery:** Upholstery can be quickly and easily removed for easy cleaning and replacement.
- **Ultra-Flex Suspension Bands:** By simply removing the back upholstery from the recliner back, the Ultra-Flex Suspension Bands can be adjusted to meet individual patient comfort requirements.
- **Testing:** California Technical Bulletin CA TB133 Flammability Test
- **Weight Capacity:** 400 lb Evenly Distributed

Accessory:

- Front Tray Table: Model 5644WG



Standard features found on all Lumex Preferred Care Recliners:

- Reduced armrest and seat height enable the recliner to fit under dining / activity tables and allow residents to “scoot” more easily.
- Two swivel casters with two rear locking casters enable the Preferred Care Recliner to be easily maneuvered in small spaces and track straight when pushed down hallways.
- A unique Ultra-Flex suspension system in the seat and back adjusts to each person, cradling the resident from head to heel, greatly reducing the risk of “bottoming out”.
- By simply removing the back upholstery from the recliner back, the Ultra-Flex Suspension Bands can be adjusted to meet individual patient comfort requirements.
- Extra-wide padded armrests and side panels maximize comfort.
- Quick-release upholstery allows for easy cleaning, removal and replacement.
- A variety of accessories is available to customize the recliners for specific resident needs.
- CA TB-133 Rated Upholstery
- Weight Capacity: 250 lb Evenly Distributed

**Lumex Preferred Care Recliner-Series FR565G****Available Colors:**

CA TB-133 Upholstery

- Blue Ridge: FR565G427
- Jade: FR565G857
- Rosewood: FR565G863

All of the features and benefits of the Preferred Care Recliner plus a unique drop arm mechanism. The self-storing, height adjustable drop arm is simple for the caregiver to activate and enables a safer, easier lateral transfer for the resident and caregiver.

Available Colors:

CA TB-133 Upholstery

- Blue Ridge: FR565DG427
- Jade: FR565DG857
- Rosewood: FR565DG863

**Lumex Preferred Care Recliner with Tilt-in-Space Function: Series FR565TG**

The Tilt-in-Space feature allows the caregiver to change the “tilt” of the seat and back for pressure relief and position change. Please note that this version of the recliner does not recline but utilizes a side mounted foot pedal mechanism to extend the legrest and “tilt” the position of the patient while maintaining a constant back to seat angle. In addition, the recliner features a self-storing, height adjustable drop arm that is simple for the caregiver to activate and enables a safer, easier lateral transfer for the caregiver and resident.

Available Colors:

CA TB-133 Upholstery

- Blue Ridge: FR565TG427
- Rosewood: FR565TG863



Lumex Preferred Care Recliner Accessories

Soft, comfortable positioning accessories.
Helps maintain comfortable body alignment.
Accessories can be easily installed without tools.

Item FR56461 Head Support Standard

Fits Series:

- FR565G / FR565DG / FR565TG

Available Colors:

- Blue Ridge: FR56461427
- Jade: FR56461857
- Rosewood: FR56461863

Body Bolster: Item FR56471

NOTE: Body Bolster WILL NOT fit Series FR565WG Recliners

Fits Series:

- FR565G / FR565DG / FR565TG

Available Colors:

- Blue Ridge: FR56471427
- Jade: FR56471857
- Rosewood: FR56471863

Activity Tray Table: Item 5644G and 5644WG

Strong polypropylene tray table offers a supportive, stable work surface for activities. Includes receiving arms, storage bracket, and strap. Easily stored in the back of chair. Patent pending “lock / lock-out” key gives flexibility to the caregiver.

Item 5644G Fits Series:

- FR565G / FR565DG / FR565TG

Item 5644WG Fits Series:

- FR565WG



Lumex Preferred Care Recliner Accessories

IV Pole Attachment: Item 5782RG

Offers a tip-free means of administering enteral feedings or IV therapy. For use with Lumex Bed Socket IV Pole (Item #: 2101A); sold separately.

Fits Series:

- FR565G / FR565DG / FR565TG / FR565WG



Bed Socket IV Pole: Item 2101A (1/CTN) and 2100A (3/CTN)

Locking collet quickly and securely adjusts height from 35" to 65". Internal rubber bumpers ensure silent operation and reduce shock to hand and I.V. container when lowering telescoping tube. Constructed of durable, anodized aluminum tubing.

Fits:

- 5782RG
- FR597GIVMNT

Adjustable Footrest: Item LX5640G

Enhances patient positioning and comfort and aids in the prevention of foot drop. Footrests tip up and out of way to allow access for easy patient transfer. Attaches without the use of tools.

Fits Series:

- FR565G / FR565DG / FR565TG / FR565WG



Optional Side Bolsters: Item 599G

Adds lateral support for residents who have weak upper body control. Easily mounts to back of recliner.

Fits Series:

- 574G / FR574G



Foot-Drop Assembly: Item 5657G

Helps keep resident's feet positioned correctly to help avoid foot-drop.

NOTE: Foot-Drop Assembly will not fit FR565WG.

Available Colors:

- Blue Ridge: 5657G427
- Jade: 5657G857



Universal Headrest Pillow: Item FR5659US

The Universal Headrest Pillow's unique shape features an angled design that offers the patient a different level of support depending on whether the small contour or large contour is placed under the patient's head.

- Easily positioned for individualized patient comfort
- Easy-on / easy-off hook and loop attachment
- Can be positioned anywhere along back of recliner
- Fits All Lumex Recliners



The Everyday Hip Chair is ideal for people who have arthritis or for patients who have undergone hip or knee surgery. The 27" high seat helps reduce flexion, joint stress and fatigue while sitting and when entering / exiting the chair.

Features:

- High-density seat and back foam makes sitting more comfortable for longer periods of time.
- Adjustable height footrest provides greater comfort while sitting.
- Footrest height is easily and securely adjusted by two spring-loaded adjustment knobs located on either side of frame.
- Padded full-length arms make sitting and standing easier.
- The anti-slip strip on the adjustable footrest provides added safety and is an assist during repositioning.
- Sturdy metal frame and padded seat and back are easy to clean and maintain.

Available Colors:







- Blue Ridge: GF4405427
- Jade: GF4405857
- Rosewood: GF4405863



Adjustable Height for Patient Comfort

Lumex Healthcare Seating Dimensions

[illegible]

PRIMARY AREAS OF USE									
MODEL #	DESCRIPTION	PHOTO	Pain Management	Respiratory	IV Therapy	Patient Room	Rehab	Physical Therapy	Bariatrics
574G/ FR574G	Lumex Three Position Recliner		•	•	•	•	•	•	
FR565WG	Lumex Deluxe Preferred Care Recliner-Wide		•	•	•	•	•		•
FR565G	Lumex Preferred Care Recliner		•	•	•	•	•		
FR565DG	Lumex Preferred Care Recliner with Drop Arm		•	•	•	•	•	•	
FR565TG	Lumex Deluxe Clinical Care Recliner with Tilt-in-Space Feature					•	•	•	
GF4405	Lumex Hip Chair with Adj Footrest					•	•	•	



Information contained herein is subject to change.
The most current and complete product information can be found on our website.
www.grahamfield.com



© 2016, GF Health Products, Inc. All Rights Reserved.

E&J, Everest & Jennings, Graham-Field, Hausted, and Lumex
are trademarks of GF Health Products, Inc.
GF Health Products, Inc. is an ISO 13485 Certified Company.

GF16000143REVA17