



# EXTENDED CARE BEDS





**Zenith 9100 series**  
9100 & 9100 with APS



**Zenith 7100 series**  
7100 & 7100 with APS

## Zenith Key Features

- With US Patent awarded time-saver Hi-Lo system
- 'Plug and Play' Digital Electronics enable future feature additions
- Smart Technology
- Interchangeable, industry-leading, energy-saving electronics consume up to 66% less power than transformer electronics
- Sealed ball bearings joints provide continuous, maintenance-free, silent operation
- Intuitive two-pedal locking system - centrally located, easily visible and accessible at ALL heights and widths
- Tool-less assembly

## Zenith Series Availably With

- Embedded staff control with safety-inspired, two-stage lockouts enabling caregivers to lock-out features to the resident
- Advanced Positioning, including cardiac chair and Trendelenburg/Reverse Trendelenburg
- Patented industry-leading Slide-W-I-D-E deck option provides built-in ability to adjust bed width between 35", 39", and 42"
- Pin-on wide kits extend the deck width to 39" or 42"
- USB Power Supply for device charging
- Underbed Light clearly illuminates area for resident safety

## Additional Options All Beds

### Advanced Positioning System (APS)

Advanced positioning allows the bed to go into numerous positions

- Positively influencing clinically driven outcomes through multiple positioning options
- Accommodating post-surgical rehab positioning to facilitate resident comfort
- Reduces caregiver strain and potential injuries versus manually repositioning residents



Zenith9100APS

Chair Position



Trendelenburg Position



Reverse Trendelenburg

# Matrix Series



**Matrix 6100**

Shown with intuitive pedal-lock option



**Matrix 5100**

Auto-locked/Roll-in-Low



**Matrix 4100**

Shown with optional four locking casters

## Matrix Series Key Features

- Straight-Line Hi-lo Travel with Patent-Awarded Design Technology
- 'Plug and Play' Digital Electronics enable future feature additions
- Smart Technology
- Interchangeable, industry-leading, energy-saving electronics consume up to 66% less power than transformer electronics
- Sealed ball bearings joints provide continuous, maintenance-free, silent operation
- Intuitive two-pedal locking system - centrally located, easily visible and accessible at ALL heights and widths
- Tool-less assembly
- Roll-in-Low feature (Matrix5100): for resident safety, when transporting or moving residents, bed only moves in lowest position and locks in place when raised to any height

## Matrix Series Available With

- Embedded staff control with safety-inspired, two-stage lockouts enabling caregivers to lock-out features to the resident
- Advanced Positioning, including cardiac chair and Trendeleburg/Reverse Trendelenburg
- Pin-on wide kits extend the deck width to 39" or 42"
- USB Power Supply for device charging
- Underbed Light clearly illuminates area for resident safety
- Optional hand pendant to control Trendelenburg/Reverse Trendelenburg
- 4-locking casters
- 35" or 42" sleep deck

## Additional Options All Beds

### Slide-W-I-D-E™


#### Expandable/Retractable Sleep Deck

Wider sleep surfaces reduce falls by residents accustomed to sleeping on common consumer products, which range from 39" for a twin to 60" for a queen sized bed.<sup>1</sup>

- Expandable/retractable deck quickly and easily adjusts to 35", 39", and 42" with two quick-release ball-detent pins on each side.
- Quick adjustment is ideal for moving through narrow doorways.
- All pins are attached to the bed with lanyards, eliminating lost parts
- Wide head and footboards available in 39" and 42" widths
- Rails and assist devices are also quick-release without tools on each side



Quick-release ball-detent pins attached to beds by lanyards



<sup>1</sup>Fragala G, Perry B, Fragala M, Examining bed width as a contributor to risk of falls from bed in long term care. Annals of Long-Term Care: Clinical Care and Aging, 2012; 20(6):35-38



## Liberty 7174

### Liberty Bed Key Features

- Desired features at affordable price point
- Four Locking casters standard



### Liberty Bed Available With


- Optional 4-inch Total-lock casters
- Taller casters - increase under-bed clearance
- Maximize security with optional one-step red/green pedal lock

## Additional Options All Beds

### Counter-Rotating Assist Device and Pivot Assist Bars

Provide a sturdy and secure hand hold to assist residents in and out of bed yet easily swivels out of the way when desired.

- Meet FDA Entrapment Guidelines
- US Patent-awarded
- Removable without tools
- Move out of the way for lateral transfers
- Pivot away from egress area
- Provide toe clearance in lowest position to prevent staff injury
- Hand pendant mounts facing inward or outward and away from hand grab area



### Fixed Assist Devices

Provide a sturdy and secure hand hold to assist residents in and out of bed.

- Move out of the way for lateral transfers
- Tool-free assembly and removal



## Head & Footboard Options



## Finishes



### Mission w/Cap

#### Headboards

H09R36 36" x 20"  
H09R39 39" x 20"  
H09R42 42" x 20"

### Crescent Trim

#### Headboards

H15AS36 36" x 20"  
H15AS39 39" x 20"  
H15AS42 42" x 20"

### Crown w/Cap

#### Headboards

H12R36 36" x 20"  
H12R39 39" x 20"  
H12R42 42" x 20"

### Crown w/Ped.

#### Headboards

H13R36 36" x 20"  
H13R39 39" x 20"  
H13R42 42" x 20"

### Pediment

#### Headboards

H18R36 36" x 20"  
H18R39 39" x 20"  
H18R42 42" x 20"

### Crescent Cap

#### Headboards

H15BR36 36" x 20"  
H15BR39 39" x 20"  
H15BR42 42" x 20"

### Straight Cap

#### Headboards

H11R36 36" x 20"  
H11R39 39" x 20"  
H11R42 42" x 20"

### Rake Pediment

#### Headboards

H16R36 36" x 20"  
H16R39 39" x 20"  
H16R42 42" x 20"

### Rectangle

#### Headboards - t-mold

H01T3636" x 20"  
H01T3939" x 20"  
H01T4242" x 20"

### Center Crown

#### Headboards - t-mold

H02T3636" x 20"  
H02T3939" x 20"  
H02T4242" x 20"

### Crescent

#### Headboards - t-mold

H03T3636" x 20"  
H03T3939" x 20"  
H03T4242" x 20"

### Drop Edge

#### Headboards - t-mold

H04T3636" x 20"  
H04T3939" x 20"  
H04T4242" x 20"

### Pediment Dentil

#### Headboards

H17R36 36" x 20"  
H17R39 39" x 20"  
H17R42 42" x 20"

### Bull Nose Edge

#### Footboards

F17R3636" x 18"  
F17R3939" x 18"  
F17R4242" x 18"

### Bull Nose Edge+

#### Footboards

F18R3636" x 18"  
F18R3939" x 18"  
F18R4242" x 18"

### Footboards - t-mold

F01T3636" x 18"  
F01T3939" x 18"  
F01T4242" x 18"

### Footboards - t-mold

F02T3636" x 18"  
F02T3939" x 18"  
F02T4242" x 18"

### Footboards - t-mold

F03T3636" x 18"  
F03T3939" x 18"  
F03T4242" x 18"

### Footboards - t-mold

F04T3636" x 18"  
F04T3939" x 18"  
F04T4242" x 18"

### Raised Panel

#### Headboards

H10R36 36" x 20"  
H10R39 39" x 20"  
H10R42 42" x 20"

### Deco

#### Headboards

H06W36 36" x 20"  
H06W39 39" x 20"  
H06W42 42" x 20"

### Mission

#### Headboards

H08R36 36" x 20"  
H08R39 39" x 20"  
H08R42 42" x 20"

### Footboards - radius

#### Headboards

H01R36 36" x 20"  
H01R39 39" x 20"  
H01R42 42" x 20"

### Footboards - radius

#### Headboards

H02R36 36" x 20"  
H02R39 39" x 20"  
H02R42 42" x 20"

### Footboards - radius

#### Headboards

H03R36 36" x 20"  
H03R39 39" x 20"  
H03R42 42" x 20"

### Footboards - radius

#### Headboards

H04R36 36" x 20"  
H04R39 39" x 20"  
H04R42 42" x 20"

#### Footboards

F10R3636" x 18"  
F10R3939" x 18"  
F10R4242" x 18"

#### Footboards

F06W36 36" x 18"  
F06W39 39" x 18"  
F06W42 42" x 18"

#### Footboards

F08R3636" x 18"  
F08R3939" x 18"  
F08R4242" x 18"

#### Footboards - radius

F01R3636" x 18"  
F01R3939" x 18"  
F01R4242" x 18"

#### Footboards - radius

F02R3636" x 18"  
F02R3939" x 18"  
F02R4242" x 18"

#### Footboards - radius

F03R3636" x 18"  
F03R3939" x 18"  
F03R4242" x 18"

#### Footboards - radius

F04R3636" x 18"  
F04R3939" x 18"  
F04R4242" x 18"





## Additional Options All Beds

### Length Extension Kit

Extends standard length bed frame from 80" to 84". Complete with solid pan extension, mattress guard, and installation hardware.


- No additional spring length or fabric required
- Available in 8" kit on Zenith beds
- Easy to install



### Intuitive Two-Pedal Locking System

Centrally positioned and easily visible from a distance ensures the caregiver that bed is locked at a glance.


- Bed rolls at any height increasing caregiver safety
- Readily accessible at ALL bed heights (even lowest) and widths



### Embedded Staff Control

Standard Functionality and Lockouts, or Advanced Positioning (APS).

- Angled-Up Display for Improved Visibility
- Two-Stage lockouts deter unwanted changes
- Mix or Match with Plug & Play design



### Board Mounted IV Socket

- Mounts with 3 screws
- Works with all beds
- Easy to install
- IV pole sold separately



### Edema Foot Ratchet

Elevated foot rest.

- Standard on Zenith
- Optional on Matrix



### Plastic Pandeck Kit

- Can be field installed to Matrix 5100/6100 and Zenith 7100/9100 beds



### Adjustable Wallsaver

Maximum wallsaver protection with optional side-wall bumpers.

- Adjustable for multiple clearance lengths
- Standard on all beds



### Mattress Retainers


- Adjustable for multiple mattress lengths
- Standard on all beds



### Trapeze and Adapter

- Pivots out of the way when not in use
- Ridged Design
- Sold Separately

## Additional Options All Beds



### Bed Cart

Bed cart allows beds to fit thru narrow doorways.  
Ideal for ease of storage.

- Works with all beds



### UnderBed Light

- Prevents falls
- Eliminates bright light intrusion



### USB Power Supply

- Charges most devices

## Basic American Beds

We take great pride in building all of our beds to higher safety standard approvals.

**FDA Recognized Standard:** ANSI/AAMI STD ES60601-1

**Health Canada Recognized Standard:**

CAN/CSA C22.2 No. 60601-1 (IEC 60601-1:2012-Edition 3.1)

**Includes International Standards:** IEC 60601-1, IEC 60601-1-2, IEC 60601-2-52


- Can be used as transport devices
- Equipped with splash proof electronics
- Interchangeable hand pendants and electronics
- Complies with FDA guidelines for reducing the risk of bed entrapment.  
"Hospital Bed System Dimensional and Assessment Guidance to Reduce Entrapment".  
For details visit: [www.fda.gov](http://www.fda.gov)
- Made in the USA by skilled craftsmen
- Built to withstand trouble-free use for many years
- SilverSolutions\* within the powder-coating provides antimicrobial surface protection

\* SilverSolutions preserves the cured coating during the service life of the bed.

\* SilverSolutions inhibits the growth of organisms that can detract from the appearance and coating functionality:

- Inhibits the growth of bacterial odors
- Resists stains caused by mildew
- Resists stains caused by mold

GF Health Products, Inc. makes no independent representations or empirical statements about SilverSolutions. This information is reprinted from: TCI Powder Coatings, EPA Guidance for EPA Registration 40 CFR 152.25



### Pin-on Wide Kit

Can be added to a standard 35" deck Zenith 7100/9100, or Matrix 5100/6100.

- Anytime add-on
- Available in 39" or 42" width kits

## Overbed Table Options



Laminate Top with Vinyl Edges



3DL Thermoformed Top



Raised Edge 3DL Thermoformed Top

# Specifications



## All Beds Include:

- **Certified transport device** - passes threshold clearance at ALL heights by 20mm - ideal for evacuation.
- Synchronized high-low functionality as a standard feature, keeping the bed level for proper therapeutic positioning
- Patented design of high/low mechanism inside bottom of tubes reduces the chance of fluids getting inside and harboring bacteria
- **SilverSolutions powder-coating** provides antimicrobial surface protection and deters the growth of odor-causing bacteria
- **Grounded bed** with right-angle hospital grade plug for safety
- Adjustable wall saver protects the wall with smallest footprint
- Sturdy, no-sag, grid sleep surface with cross braces
- Bed provides 360 mobility for cleaning, etc.
- 4' length extension kit available
- Adjustable to use at 76" or 80"
- Proudly Made in the USA
- Assist devices available
- Tool-less assembly

	ZENITH		MATRIX			LIBERTY
	Zenithg100	Zenith7100	Matrix6100	Matrix5100	Matrix4100	Liberty
Height Travel Range	7'-30'	7.95'-30'	8.95'-27'	8.95'-27'	8.95'-27'	9.95'-24.4'
Safe Work Load, lbs. (includes resident, support surface, head/footboards, and accessories)	600	500	450	450	450	450
Maximum Patient Weight	550	450	400	400	400	400
Chair Position	■	■	■	■	■	—
Trendelenburg/Reverse Trendelenburg Positioning	■	■	■	■	■	—
Actuators	4 DC	4 DC	4 DC	4 DC	4 DC	3 DC
Patented super-efficient transmission is less strain on the motors	■	—	—	—	—	—
In low position, bed rests on brackets, removing load from actuator	■	■	■	■	■	—
Advanced Positioning Pendant Option	■	■	■	■	■	—
Pendant attaches to either side of the bed	■	■	■	■	■	—
Staff Control pre-wired to foot end - easy add at any time	■	■	■	■	■	—
Staff Control	■	■	■	■	■	—
Intuitive Pedal Lock	■	■	■	RLO	■	■
Maintenance-free, silent operating, sealed ball bearings	■	■	■	■	■ in Hi-Lo	—
Plastic Pan Deck Option	■	■	■	■	—	—
Edema foot ratchet elevates the foot end of the bed	■	■	■	■	■	■
Bed locks and rolls at any height, reducing care-giver back strain	■	■	■	RLO	■	■
Optional Backup Battery (external or mounted onboard)	■	■	■	■	■	—
8' length extension kit available	■	■	—	—	—	—
39' and 42' field installed wide kits available	■	■	■	■	■ 42' Factory Installed	—
Taller caster available for approximately 7" of clearance	—	—	—	—	—	■
Slide-W-I-D-E option available	■	■	—	—	—	—
Tall, tubular securely mounted head and foot boards create a built-in push bar and reduce breakage	■	■	Low Profile Mount	Low Profile Mount	Low Profile Mount	Low Profile Mount
Maximum clearance for overbed tables and lifts	■	■	■	■	■	5.1' or less

■ Standard ■ Optional — Does Not Apply

### WARRANTY in months:

Main Frame & Welds: <sup>1</sup>	180	180	180	180	180	120
Control Box & Actuator Motors:	60	60	48	48	48	24
Hand Control Pendant:	36	36	36	36	36	12
Staff Control & Cabling	36	36	36	36	36	12
Head and foot boards:	12	12	12	12	12	12
All Other Durable Components not otherwise listed	24	24	24	24	24	12

Please inquire with any questions or to arrange a showing of our products in your building or at our showroom.



GF Health Products, Inc. is an  
ISO 13485:2016 / MDSAP Certified Company



© 2021, GF Health Products, Inc. All Rights Reserved.  
Basic American Medical Products is a trademark of GF Health Products, Inc.

graham  
field

GF170001RevD21

Color variations may occur due to monitor or printer settings.

+1 770.368.4700

Information contained herein is subject to change without notice.  
The most current and complete product information can be found on our website.  
[www.grahamfield.com](http://www.grahamfield.com)