


# Zenith Bed Series Accessories




ZA84200




**Optional Half Length Assist Device and Assist Bars** provide a sturdy and secure hand hold to assist residents in and out of bed. Assist devices are removable without tools and meet FDA Entrapment Guidelines.

- Move out of the way for lateral transfers.
- Pivot away from egress area.
- Provide toe clearance even in lowest position to prevent staff injury.
- Hand pendant mounts facing inward or outward and away from hand grab area.



**Pivot Assist Bar** ZA85400 (tool-less)  
ZA87900 (bolt-on)



**Fixed Assist Bar** ZA85000 (tool-less)  
ZA87800 (bolt-on)



For APS9000  
and APS7000



For Zenith9000,  
7000, and 5000

## Pendant Hand Control and Holster

Easy operation contoured pendant is shock-resistant, splash-proof and durable. Holster conveniently secures to bedrails and assist devices for easy access.



ZL831000



ZL788000

## Embedded Staff Control

- Angled for better visibility
- Two-stage lockouts to prevent pendant use, or to prevent use of individual or multiple bed functions
- APS staff control also includes SafeMode, which automatically locks out the high/low feature, if desired

ZL831000 (for use with APS bed models)



ZL788000 (for Zenith9000, Zenith7000, and Zenith5000)

## Wide Deck Kit (for non-Slide-W-I-D-E beds)

Optional wide kit adjusts the bed sleep deck to 39" or 42" width for greater resident comfort. (Head and foot boards and staff control electronics not included.)

ZA858000 39" wide deck kit

ZA851000 42" wide deck kit



Can be attached with bolts or quick release pins.



### Trapeze Adapter

Optional trapeze adapter allows for easy attachment of trapeze system to headboard and within easy reach for residents to reposition themselves.

ZA79000 (for use with  
ZA78100 Trapeze Bar)



### Length Extension Kit

Transform your bed to 84" with this optional 4-inch sleep deck extension.

ZA85350 Standard 35" width  
ZA85300 for 39" or 42" widths  
ZA88300 for Slide-W-I-D-E beds



### Battery Backup Kit for Zenith9000, 7000, and 5000

Provides the ability to perform bed functions in the event of power outage.

ZA84400 Battery Backup and Charger



### Battery Backup for APS9000 and APS7000

Provides the ability to perform bed functions in the event of power outage.

999-0831-003. Battery backup

999-0711-002 Charger

### Plastic Pan Kit (field-installed)

Smooth surface for easy cleaning. Can be removed.

ZA87500



### Side Wall Saver Kit

(Set of 2)

Provides wall protection down the length of the bed

(For APS9000, APS7000, Zenith9000, and Zenith7000)


ZA86200



### Board Mounted IV Socket

(Telescoping IV pole 2101A not included)

ZA19000



  
**BASIC AMERICAN**  
MEDICAL PRODUCTS  
800.554.9215  
[www.grahamfield.com](http://www.grahamfield.com)

### Traction Adapter (set of 4)

ZA76800

Not shown