



**Extended Care Beds**



 **Basic  
American**™



Since 1976 Basic American has been a leading manufacturer of beds, furnishings, and equipment for the senior living community. Our heritage is based on the importance of providing “one stop shopping”. This single innovation created a concept that senior living communities could operate more efficiently if they were able to make purchases from one reliable source allowing them more time to provide quality care to their customers.

Whether you are building a new facility, renovating or adding to an existing facility, or simply replacing a few items, there are many things to consider. Budget, lead-time, design, and local/federal code requirements are just a few of the many issues to be considered. Our team of experts in product education, interior design, and project management remove that burden from you by providing total package solutions to meet your needs.

Our technologically advanced state of the art manufacturing facilities in Fond du Lac, Wisconsin, Doraville, Georgia, and Warwick, Rhode Island enable us to keep our manufacturing here in the USA. Investing in the most advanced equipment and software, along with great people, helps keep our cost down and quality at a level unmatched by anyone in the industry. Our made in the USA initiative is our key core value and driving source at Basic American.

Our showroom and design library is located in Atlanta, Georgia. We understand it is challenging to make decisions regarding major purchases from a catalog or website, so when you are ready to make a decision, you are invited to visit our showroom to meet with our team and see our products firsthand. Our interior designers will collaborate with you and your team to ensure your building looks and functions superbly for many years.

Thank you for taking the time to peruse our products and services. We look forward to working with you in the near future.

Sincerely,

David Walton  
Senior Vice President, Extended Care



# Zenith Series



★ **Smart Technology**

★ **Digital Electronics** enable 'plug and play' capability to add features at any time

- USB Power Supply for cell phone charging
- Underbed Light for resident safety

★ **Interchangeable Electronics**



**Zenith9100**  
With US Patent awarded time-saver Hi-Lo system



**Zenith7100**

**Key Features:**

- Energy-saving electronics consume up to 66% less power than electronics using a transformer
- Sealed ball bearings in the joints provide maintenance-free continuous, silent operation
- Intuitive 2-pedal locking system - centrally located, easily visible from a distance to ensure the bed is locked, and is accessible at all heights and widths - even the lowest position
- **US Patent awarded Hi-Lo system**
- Industry-leading electronics ensure lower cost of ownership
- Tool-less assembly

**Available with:**

- Embedded staff control with safety-inspired two-stage lockouts enables caregivers to lock-out individual features to the resident
- Advanced Positioning, including cardiac chair and Trendelenburg/Reverse Trendelenburg
- **Patented industry-leading Slide-W-I-D-E deck option** provides built-in adjustability to change the bed width from 35", 39", and 42"
- Underbed Light clearly illuminates where the resident gets in and out of the bed
- USB Power Supply eliminates using a separate wall outlet for cell phone and tablet charging



# Matrix Series



★ **Smart Technology**

★ **Digital Electronics** enable 'plug and play' capability to add features at any time

- USB Power Supply for cell phone charging
- Underbed Light for resident safety

★ **Interchangeable Electronics**

**Key Features:**

- Energy-saving electronics consume up to 66% less power than electronics using a transformer
- Sealed ball bearings in the hi-lo joints provide maintenance-free continuous, silent operation
- **US Patent awarded hi-lo system**
- Industry-leading electronics ensure lower cost of ownership

**Available with:**

- Embedded staff control with safety-inspired two-stage lockouts
- Advanced Positioning, including chair and Trendeleburg/Reverse Trendelenburg
- Optional hand pendant to control Trendelenburg/Reverse Trendelenburg



**Matrix 6100**

Shown with intuitive pedal-lock option



**Matrix 5100**

Auto-locked/Roll-in-Low




**Matrix 4100**

Shown with optional four locking casters

- Intuitive 2-pedal locking system - centrally located, easily visible from a distance to ensure the bed is locked, and is accessible at all heights and widths – even the lowest position
- 4-locking casters
- 35" or 42" sleep deck
- Underbed Light clearly illuminates where the resident gets in and out of the bed
- USB Power Supply eliminates using a separate wall outlet for cell phone and tablet charging
- Roll in Low Only feature (Matrix5100) for resident safety. Bed is at its lowest position when moving or transporting residents. For added safety, bed is locked in place when raised to any height







# *The* **LIBERTY BED** Series



### **Key Features:**

- Provides you with the features you want at an affordable price point
- One-step red/green pedal lock maximizes security

### **Available with:**

- Four locking casters option rather than pedal lock
- Taller casters for increased underbed clearance



# Head & Footboard Options



Rectangle



Center Crown



Crescent



Drop Edge



Waterfall



Deco



Frame



Mission



Mission with Wood Cap



Raised Panel



Straight Wood Cap



Center Crown with Wood Cap



Center Crown with Wood Pediment



Straight Broken Cap



Crescent with Wood Face Trim



Crescent with Wood Cap



Rake Pediment



Straight Wood Pediment with Dentil Molding



Straight Wood Pediment



Bull Nose Edge



Bull Nose Edge with Vertical Cover Moldings

## Finishes



Kensington Maple



Solar Oak



Fonthill Pear



Wild Cherry



Biltmore Cherry



Windsor Mahogany



Shaker Cherry



Montana Walnut



Empire Mahogany



Cocobala



Talas Cherry



Aria



Arctic Groovz

# Optional Assist Devices


**Counter-rotating Assist Device and Assist Bars** provide a sturdy and secure hand hold to assist residents in and out of bed. Assist devices are removable without tools and meet FDA Entrapment Guidelines.

Counter-rotating assist devices and pivot assist bars:

- Move out of the way for lateral transfers
- Pivot away from egress area
- Provide toe clearance even in lowest position to prevent staff injury
- Hand pendant mounts facing inward or outward and away from hand grab area



**Counter-rotating Assist Devices**  
*US Patent-awarded counter-rotating assist devices*



**Pivot Assist Device**



**Fixed Assist Devices**

## Overbed Table Options



**Laminate Top with Vinyl Edges**



**3DL Thermoformed Top**



**Raised Edge 3DL Thermoformed Top**



# Additional Options

## Advanced Positioning

Advanced positioning allows the bed to go into numerous positions

- Positively influencing clinically driven outcomes through multiple positioning options
- Accommodating post-surgical rehab positioning to facilitate resident comfort
- Reduces caregiver strain and potential injuries to caregiver and residents caused by manually repositioning residents



Chair Position



Trendelenburg Position



Reverse Trendelenburg



# Additional Options

## *Slide-W-I-D-E™* Expandable/Retractable Sleep Deck



- Expandable/retractable deck quickly and easily adjusts to 35", 39", and 42" with two quick-release ball-detent pins on each side.
- Quick adjustment is ideal for moving through narrow doorways.
- All pins are attached to the bed with lanyards, eliminating lost parts.
- Wide head and footboards available in 39" and 42" widths.
- Rails and assist devices are also quick-release without tools on each side.



**Wider sleep surfaces reduce falls by residents accustomed to sleeping on common consumer products, which range from 39" for a twin to 60" for a queen sized bed.<sup>1</sup>**

<sup>1</sup>Fragala G, Perry B, Fragala M, Examining bed width as a contributor to risk of falls from bed in long term care. *Annals of Long-Term Care: Clinical Care and Aging*, 2012; 20(6):35-38.

# Additional Options



**Intuitive Two-Pedal Locking System**  
is centrally positioned and easily visible from a distance to ensure that the bed is locked. Pedal locks are readily accessible at ALL bed heights and widths, even in the lowest position. Bed rolls at any height reducing caregiver back strain.



**Embedded Staff Control**  
• Angled for better visibility  
• Two-stage lockouts



**Edema Foot Ratchet**



**Mattress Retainers**



**Adjustable Wallsaver**  
(maximum wallsaver protection with optional side-wall bumpers)



**UnderBed Light  
USB Power Supply**




**Bed Cart**



**Board Mounted  
IV Socket**



**Trapeze and Adapter**



**Pin-on Wide Kit**



**Length Extension Kit**



**Plastic Pandeck Kit**

Basic American takes great pride in building all of our beds to higher safety standard approvals.

FDA Recognized Standard:  
ANSI/AAMI STD ES60601-1

Health Canada Recognized Standard: CAN/CSA C22.2 No. 60601-1  
**(IEC 60601-1:2012-Edition 3.1)**

Includes International Standards:  
IEC 60601-1, IEC 60601-1-2, IEC 60601-2-52

All Basic American beds can be used as transport devices. In addition all of our beds are equipped with splash proof electronics, interchangeable hand pendants and electronics, and SilverSolutions\* within the powder-coating provides antimicrobial surface protection. All Basic American beds and accessories are designed to comply with FDA guidelines for reducing the risk of bed entrapment, "Hospital Bed System Dimensional and Assessment Guidance to Reduce Entrapment". Details can be found at: [www.fda.gov](http://www.fda.gov).

Whether you are looking at acquiring our Zenith, Matrix or Liberty lines of beds, rest assured that the product will be made in the USA by skilled craftsmen and built to withstand trouble-free use for many years.

Please inquire with any questions or to arrange a showing of our products in your building or here at our showroom.

\* SilverSolutions inhibits the growth of organisms that can detract from the appearance and coating functionality:

- Inhibits the growth of bacterial odors
- Resists stains caused by mildew
- Resists stains caused by mold

SilverSolutions preserves the cured coating during the service life of the bed.

*GF Health Products, Inc. makes no independent representations or empirical statements about SilverSolutions. This information is reprinted from: TCI Powder Coatings, EPA Guidance for EPA Registration 40 CFR 152.25*





# Extended Care Bed Specifications

	ZENITH Series		MATRIX Series			LIBERTY
	Zenith9100	Zenith7100	Matrix6100	Matrix5100	Matrix4100	Liberty
Proudly Made in the USA	YES	YES	YES	YES	YES	YES
Height Travel Range	7"-30"	7.95"-30"	8.95"-27"	8.95"-27"	8.95"-27"	9.95"-24.4"
Safe Work Load, lbs. (includes resident, support surface, head/footboards, and accessories)	600	500	450	450	450	450
Chair Position	Option	Option	Option	Option	Option	NO
Trendelenburg/Reverse Trendelburg Positioning	Option	Option	Option	Option	Option	NO
Certified for use as a transport device because bed passes the threshold clearance at ALL heights by 20mm - ideal for evacuation	YES	YES	YES	YES	YES	YES
Actuators	4 DC	4 DC	4 DC	4 DC	4 DC	3 DC
Synchronized high-low functionality as a standard feature, keeping the bed level for proper therapeutic positioning	YES	YES	YES	YES	YES	YES
Patented super-efficient transmission is less strain on the motors	YES	NO	NO	NO	NO	NO
Patented design of high/low mechanism inside bottom of mainframe tubes reduces the chance of fluids getting inside and harboring bacteria	YES	YES	YES	YES	YES	NO
In low position, bed rests on brackets, removing load from actuator	YES	YES	YES	YES	YES	NO
Pendant	6-button Std; Advanced Positioning Option	6-button Std; Advanced Positioning Option	6-button Std; Advanced Positioning Option	6-button Std; Advanced Positioning Option	6-button Std; Advanced Positioning Option	6-button
Pendant attaches to either side of the bed	YES	YES	YES	YES	YES	Option
Pre-wired to add Staff Control at any time	YES	YES	YES	YES	YES	NO
Staff Control	Option	Option	Option	Option	Option	NO
Locking method	Intuitive Pedal Lock	Pedal Lock Option	Pedal Lock Option	RLO	Pedal Lock Option	Pedal Lock Option
Sealed ball bearings in the joints provide maintenance-free, continuous, silent operation	YES	YES	YES	YES	Yes, in Hi-Lo	NO
Sturdy, no-sag, grid sleep surface with cross braces	YES	YES	YES	YES	YES	YES
Plastic Pan Deck Option	YES	YES	YES	YES	NO	NO
SilverSolutions within the powder-coating provides antimicrobial surface protection and deters the growth of odor-causing bacteria	YES	YES	YES	YES	YES	YES
Grounded bed with right-angle hospital grade plug for safety	YES	YES	YES	YES	YES	YES
Edema foot ratchet elevates the foot end of the bed	YES	YES	Option	Option	Option	Option
Bed is adjustable to use at 76" or 80"	YES	YES	YES	YES	YES	YES
Adjustable wallsaver provides the smallest footprint, while protecting the wall.	YES	YES	YES	YES	YES	YES
Bed locks and rolls at any height, reducing care-giver back strain	YES	YES	YES	RLO	YES	YES
Bed provides 360° mobility for cleaning, etc.	YES	YES	YES	YES	YES	YES
External Backup Battery Option	YES	YES	YES	YES	YES	NO
4" length extension kit available	YES	YES	YES	YES	YES	YES
8" length extension kit available	YES	YES	NO	NO	NO	NO
39" and 42" field installed wide kits available	YES	YES	YES	YES	42" Factory Installed	NO
Slide-W-I-D-E model available	YES	YES	NO	NO	NO	NO
Head and foot boards securely mounted with tall, tubular mounting reduces breakage, creating an built-in push bar	YES	YES	Low Profile Mount	Low Profile Mount	Low Profile Mount	Low Profile Mount
Tool-less assembly reduces set-up time	YES	YES	YES	YES	YES	YES
Maximum underbed clearance for use with overbed tables and lifts	YES	YES	YES	YES	YES	5.1" *
Assist devices available - counter-rotating assist device, assist bar, and pivot assist bar attach without tools	YES	YES	YES	YES	YES	YES
WARRANTY						
Frame:	15	15	15	15	15	10
Motors and Control Box:	5	5	4	4	4	2
Other electronics:	3	3	3	3	3	2
Bed mounted accessories and unspecified components:	2	2	2	2	2	2
Head and foot boards:	1	1	1	1	1	1

\* Taller caster available for approximately 7" of clearance



Information contained herein is subject to change.  
The most current and complete product information can be found on our website.  
[www.grahamfield.com](http://www.grahamfield.com)

Follow us on

© 2017, GF Health Products, Inc. All Rights Reserved.  
Basic American is a trademark of GF Health Products, Inc.  
GF Health Products, Inc. is an ISO 13485 Certified Company. GF1700011RevB17